



# Electrolux

## Modular Cooking Range Line 900XP 4-Burner Gas Boiling Top, 10 kW

ITEM # \_\_\_\_\_  
MODEL # \_\_\_\_\_  
NAME # \_\_\_\_\_  
SIS # \_\_\_\_\_  
AIA # \_\_\_\_\_



Modular Cooking Range Line

900XP 4-Burner Gas Boiling Top, 10 kW

391003 (E9GCGH4C0M) 4-burner (10 kW each) gas  
boiling top

### Short Form Specification

**Item No.** \_\_\_\_\_

To be installed on open base installations, bridging supports or cantilever systems. High efficiency flower flame burners with continuous power regulation and optimized combustion. Flame failure device as standard on burners to protect against accidental extinguishing. Exterior panels of unit in stainless steel with Scotch Brite finish. Pan supports in heavy duty cast iron. Extra strength work top in heavy duty 2 mm stainless steel. Right-angled side edges to allow flush-fitting junction between units.

### Main Features

- Unit to be mounted on open base cupboards, bridging supports or cantilever systems.
- The four 10 kW high efficiency burners are available in two different sizes to suit high performing cooking requirements of the most demanding customers:
  - 60 mm burners with continuous power regulation from 1,5 to 6 kW
  - 100 mm burners with continuous power regulation from 2.2 kW to 10 kW
- Gas appliance supplied for use with natural or LPG gas, conversion jets supplied as standard.
- Large sized pan support in cast iron (stainless steel as option) with long center fins to allow the use of the largest down to the smallest pans.
- Burners with optimized combustion.
- Flame failure device on each burner protects against gas leakage when accidental extinguishing of the flame occurs.
- Protected pilot light.
- The special design of the control knob system guarantees against water infiltration.
- IPX5 water protection.

### Construction

- Unit is 930 mm deep to give a larger working surface area.
- All exterior panels in Stainless Steel with Scotch Brite finishing.
- AISI 304 stainless steel worktop, 2mm thick.
- Model has right-angled side edges to allow flush fitting joints between units, eliminating gaps and possible dirt traps.

### Optional Accessories

- Junction sealing kit PNC 206086 ☐
- Draught diverter with 150mm diameter PNC 206132 ☐
- Matching ring for flue condenser PNC 206133 ☐
- 4 wheels, 2 swivelling with brake (700/900XP). It is mandatory to install with base supports for feet/wheels. PNC 206135 ☐
- Support for bridge type system, 800mm PNC 206137 ☐
- Support for bridge type system, 1000mm PNC 206138 ☐
- Support for bridge type system, 1200mm PNC 206139 ☐
- Support for bridge type system, 1400mm PNC 206140 ☐

**APPROVAL:** \_\_\_\_\_



Electrolux

Modular Cooking Range Line  
900XP 4-Burner Gas Boiling Top, 10 kW

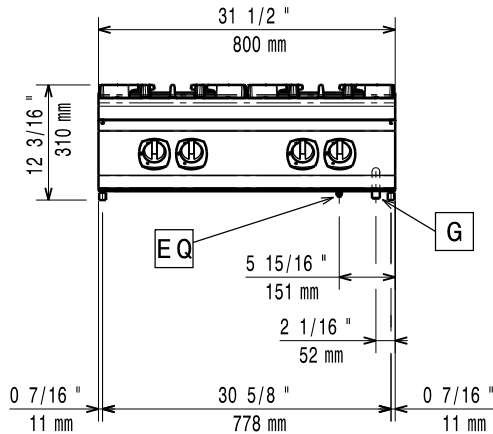
- Support for bridge type system, 1600mm PNC 206141  
☐
- Single burner radiant plate for pan support PNC 206170  
☐
- Flue condenser for 1 module, 150 mm diameter PNC 206246  
☐
- Water coulmun with swivel arm (water column extension not included) PNC 206289  
☐
- Water column extension for 900 line PNC 206290  
☐
- Stainless steel double grid for 2 burners PNC 206298  
☐
- Chimney upstand, 800mm PNC 206304  
☐
- Wok pan support for open burners (700/900) PNC 206363  
☐
- Base support for feet or wheels - 800mm (700/900) PNC 206367  
☐
- Kit town gas nozzles (G150) for 900 gas boiling top PNC 206384  
☐
- Side handrail-right/left hand PNC 216044  
☐
- Frontal handrail 800mm PNC 216047  
☐
- Frontal handrail 1200mm PNC 216049  
☐
- Frontal handrail 1600mm PNC 216050  
☐
- Large handrail - portioning shelf, 400mm PNC 216185  
☐
- Large handrail - portioning shelf, 800mm PNC 216186  
☐
- 2 side covering panels for top, d=900mm PNC 216278  
☐
- Pressure regulator for gas units PNC 927225  
☐



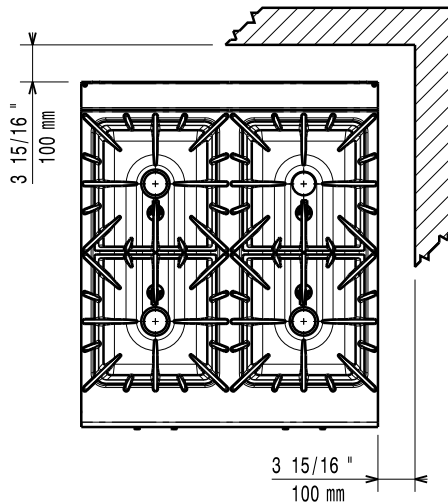
**Electrolux**

## Modular Cooking Range Line 900XP 4-Burner Gas Boiling Top, 10 kW

Front

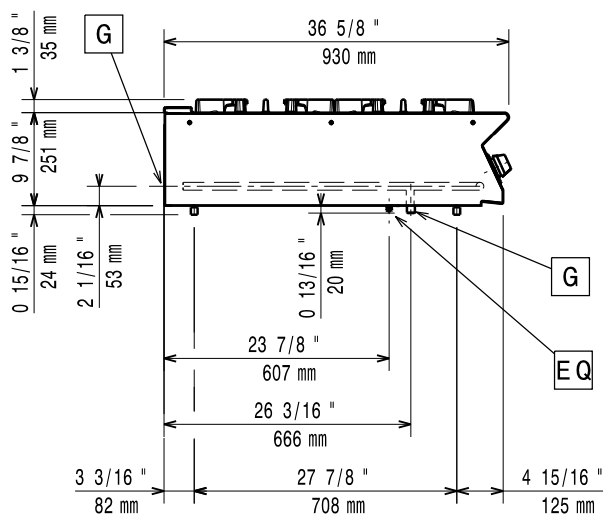


Top



EQ = Equipotential screw  
G = Gas connection

Side



### Gas

#### Gas Power:

391003 (E9GCGH4C0M)

136360 Btu/hr (40 kW)

#### Gas Type Option:

LPG; Natural Gas

#### Gas Inlet:

1/2"

#### Natural gas - Pressure:

7" w.c. (17.4 mbar)

#### LPG Gas Pressure:

11" w.c. (27.7 mbar)

### Key Information

#### Front Burners Power

10 - 10 kW

#### Back Burners Power

10 - 10 kW

#### Back Burners Dimension - mm

Ø 100 Ø 100

#### Front Burners Dimension - mm

Ø 100 Ø 100

#### Net weight:

79 kg

#### Shipping weight:

55 kg

#### Shipping height:

540 mm

#### Shipping width:

1020 mm

#### Shipping depth:

860 mm

#### Shipping volume:

0.47 m<sup>3</sup>

If appliance is set up or next to or against temperature sensitive furniture or similar, a safety gap of approximately 150 mm should be maintained or some form of heat insulation fitted.



Modular Cooking Range Line  
900XP 4-Burner Gas Boiling Top, 10 kW

The company reserves the right to make modifications to the products without prior notice. All information correct at time of printing.

2015.11.27